



# GHOKSADANGA BIRENDRA MAHAVIDYALAYA

( Govt. Aided College )

( Affiliated under Cooch Behar Panchanan Barma University )

ESTD : 2010

P.O. GHOKSADANGA - 736171, DIST. COOCH BEHAR (W.B.)

**Dated 23.08.2025**

## **NOTICE**

All U.G. NCCF B.A. 1<sup>st</sup> Semester students taking admission in the 2025-26 session, are informed hereby that they will have to create an **ABC ID** in order to complete their admission process. All are requested to follow the instructions given below on how to create their ABC ID.

## **বিজ্ঞপ্তি**

এতদ্বারা সকল ছাত্রছাত্রী যারা U.G. NCCF ১ম সেমেস্টার (২০২৫-২০২৬)-এ ভর্তি হচ্ছে তারা ABC ID তৈরির জন্য নিম্নে প্রদত্ত পদ্ধতি অনুসরণ করতে পারে।

প্রিন্সিপাল

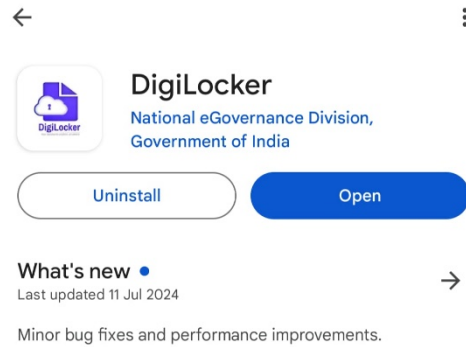
ঘোকসাডাঙ্গা বীরেন্দ্র মহাবিদ্যালয়

# NOTICE

## INSTRUCTION TO CREATE ABC ID

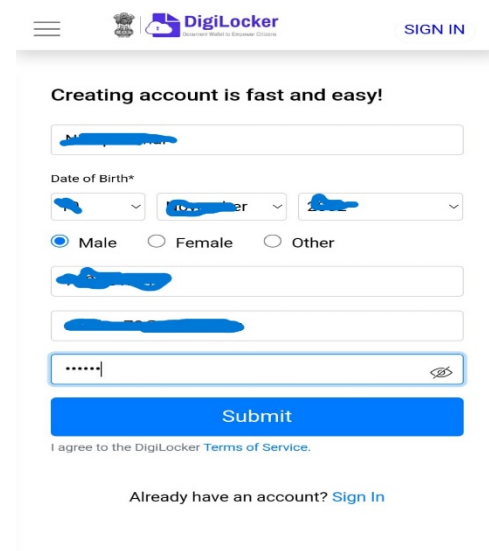
### 1) Step 1 –

Download DigiLocker from playstore



### 2) Step 2 –

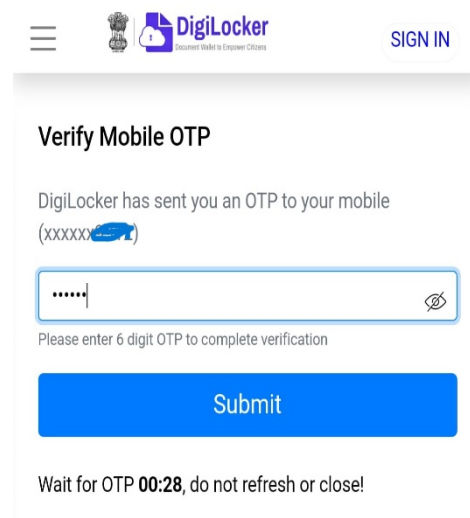
Create your Account (sign up)



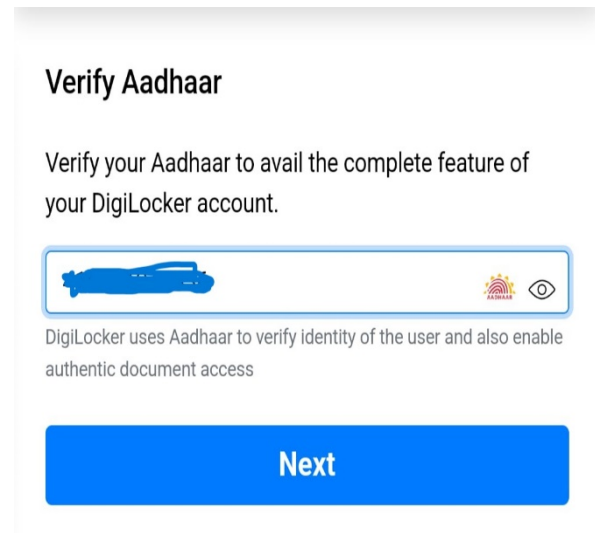
### 3) Step 3-

Verify Mobile with OTP

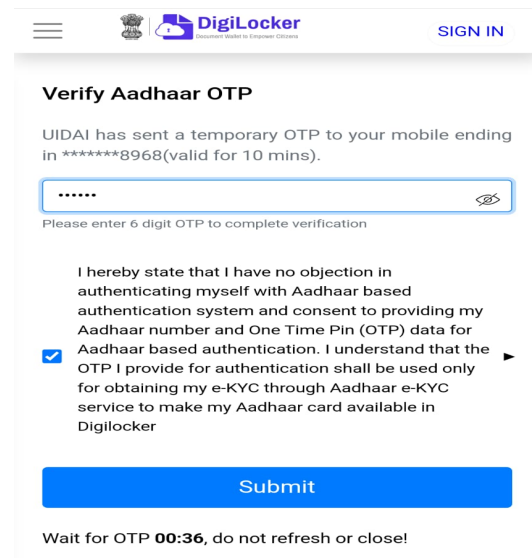
(Then Submit )



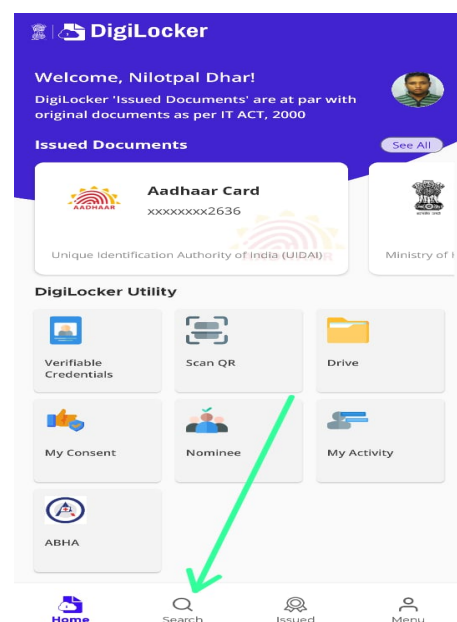
- 4) Step 4—  
Verify with Aadhaar  
(তার জন্য আধার কার্ডের  
সাথে মোবাইল নম্বর লিংক  
করা থাকতে হবে)



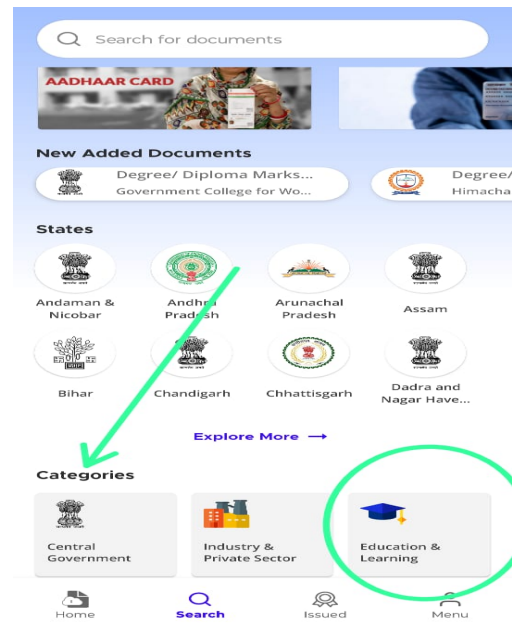
- 5) Step 5-  
Verify Aadhar OTP  
\*Then submit \*



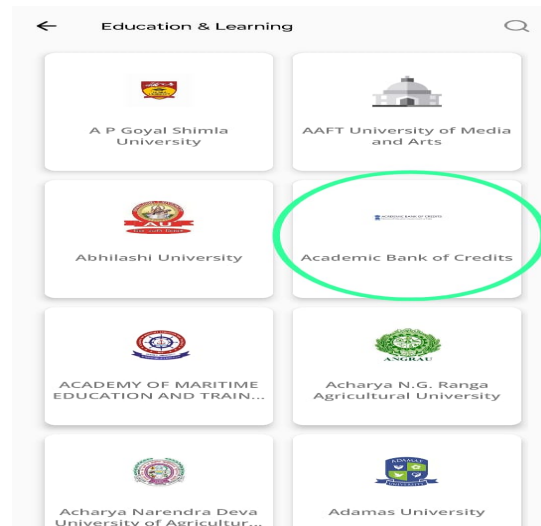
- 6) Step 6-  
Tap on search bar



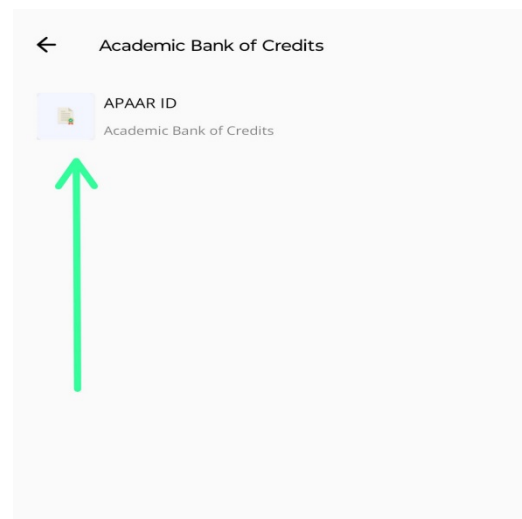
- 7) **Step 7 –**  
Scroll down and  
find **\*Categories\*** section.  
Then tap on  
**\*Education & learning\***  
option.



- 8) **Step 8-**  
Tap on  
**\*Academic bank of Credits\***



- 9) **Step 9-**  
Tap on **\* APAAR ID \***



10) Step 10-

Select \* **Registration Number\*** on **Identity type**. Then type your Registration number on \***Identity Value\***.

Then select the Admission Year and University Name.  
(Then Get Documents).

← Academic Bank of Credits

APAAR ID

Name(from aadhaar)

Date of Birth

Gender

Identity Type \*

Registration Number

Identity Value \*

Example: 16270XX

Admission Year \*

Select I am a student at... \*

Cooch Behar Panchanan Barma University

☒ I provide my consent to DigiLocker to share my details with the Issuers for the purpose of fetching my documents.

Get Document

11) Step 11-

Tap on APAAR ID section

DigiLocker

Issued Documents

DigiLocker 'Issued Documents' are at par with original documents as per IT ACT, 2000

My Issued Document(4)

Aadhaar Card  
Unique Identification Authority of India (UIDAI)

Covid Vaccine Certificate  
Ministry of Health & Family Welfare

Covid Vaccine Certificate  
Ministry of Health & Family Welfare

APAAR ID  
Academic Bank of Credits

Home Search Issued Menu

12) Step 12-

Get Your ABC ID\*\*\*